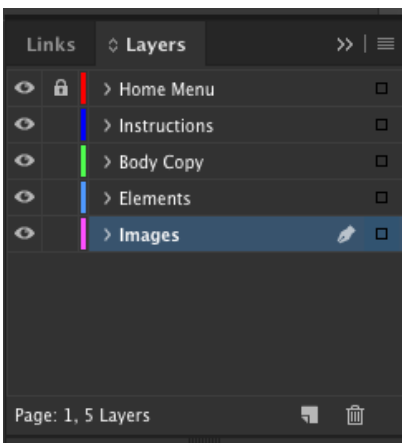
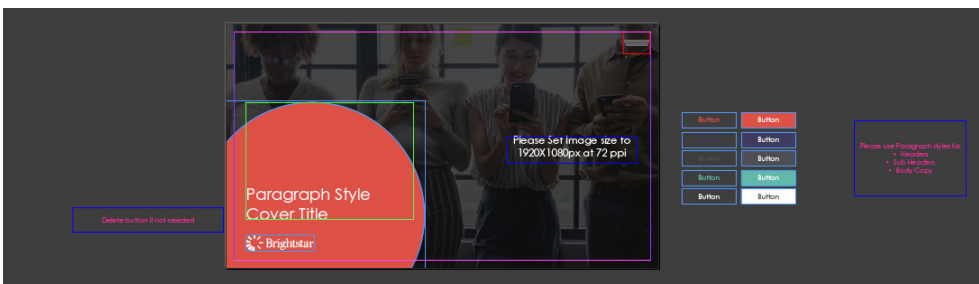


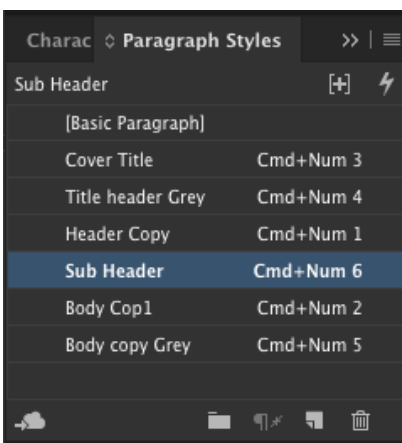
1. A basic layout flow will be present on opening the design file. To add additional pages go to the pages panel.

Master Pages have been created for each Layout. In the pages panel click and drag layout needed and in the pages menu select override master pages to enable editing.

2. In design view additional element and instructions can be seen on both sides of the page. Add and delete elements as needed



3. To turn on and off elements as needed please refer to the layers panel.



4. Paragraph styles have been created for each element of copy. Please use Centrey Gothic font. This is a websafe font and will carry across when added into the Interactive presenter.